

# PREDŠKOLARCI- RADNI LISTIĆI

KOJA SLOVA NEDOSTAJU U IMENIMA LIKOVA NA SLICI?  
AKO ZNAŠ, NAPIŠI IH.



P  S



N  J



K  T



M  Š











N  Ž

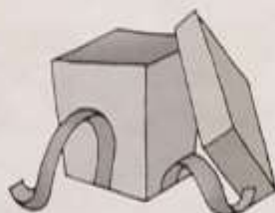


Š  L

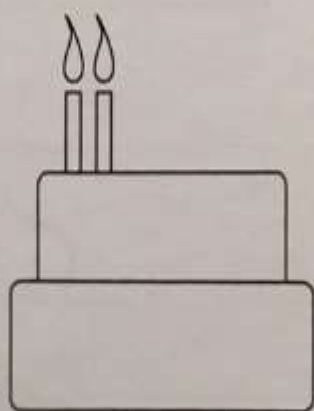
GEOMETRIJSKE LIKOVE NACRTAJ NA ODGOVARAJUĆE MJESTO U KRIŽALJCI  
I OBOJI IH BOJOM KOJU PREDSTAVLJA LIK NA VRHU.

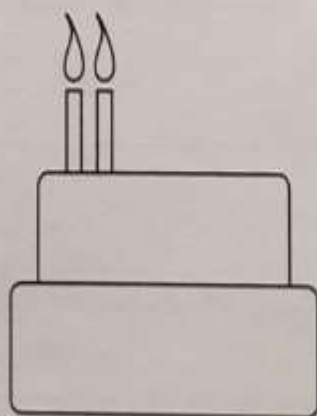
POVEŽI LINIJOM ONO ŠTO JE PO NEČEMU SUPROTNO.  
SVE OBOJI PO ŽELJI.



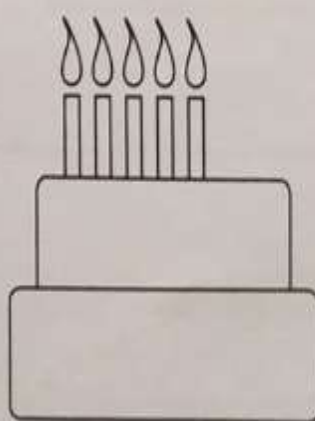
NA SVAKOJ TORTI DOCRTAJ SVJEĆICE TAKO DA IH BUDE ONOLIKO KOLIKO  
OZNAČAVA BROJKA ISPOD NJE, A ZATIM ZAOKRUŽI I UKRASI ONU TORTU  
KOJA ODGOVARA BROJU TVOJH GODINA.



5



6



7

SVAKI LIK LINIJOM SPOJI SA SLOVOM KOJIM POČINJE NJEGOVO IME.



U



V



I



J

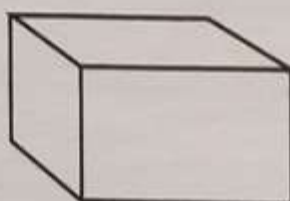



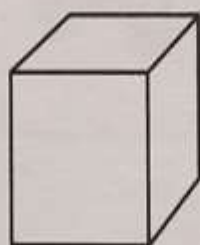

T





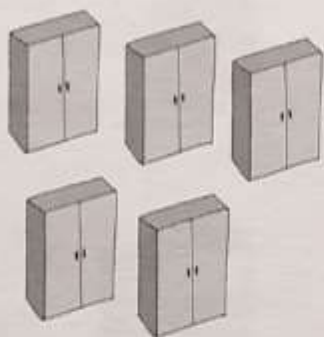
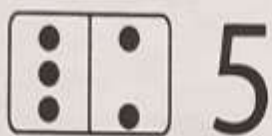
P




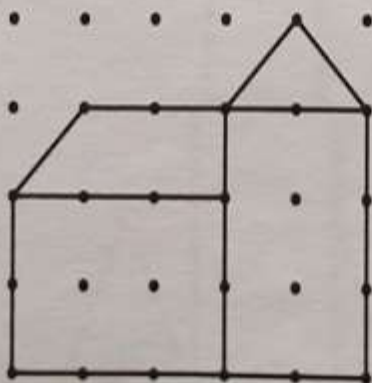
PRONADI, ZAOKRUŽI I PO ŽELJI OBOJI GEOMETRIJSKA TIJELA.





ZAOKRUŽI SKUPINE U KOJIMA SE NALAZI ONOLIKO KOMADA NAMJEŠTAJA  
KOLIKO OZNAČAVA DOMINO, ODNOSNO BROJKA.  
PREKRIŽI SKUPINU U KOJOJ JE JEDAN PREDMET VIŠE.




DESNO NACRTAJ ISTI LIK.



SPOJI LINIJOM LIKOVE ČIJA SE IMENA RIMUJU. ISPOD U PRAZAN OKVIR  
NACRTAJ NEŠTO ČIJE SE IME RIMUJE S IMENOM LIKA NA LIJEVOJ STRANI.







DOVRŠI DONJE KLUPKO, A ONDA KLUPKO I MACU KOJA SE NJIME IGRA.  
OBOJI ISTOM BOJOM.




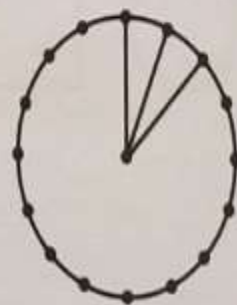
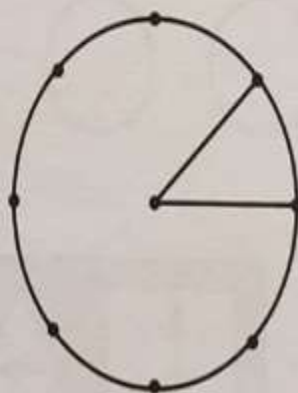
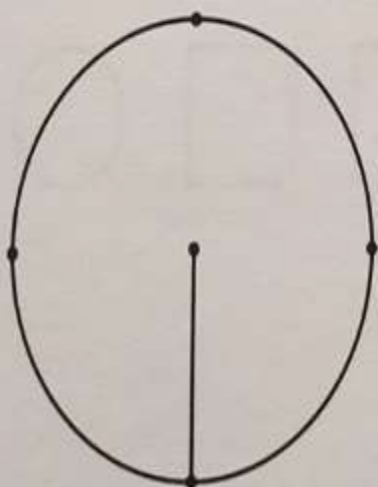
SPOJI LINIJOM LJUDE S PREDMETIMA KOJE KORISTE U SVOM ZANIMANJU,  
A ZATIM ISPOD NACRTAJ JOŠ NEŠTO ČIME SE SVAKI OD NJIH KORISTI.



SPOJI TOČKE KAKO JE ZAPOČETO, ONDA ŽUTO OBOJI NAJVEĆI, A CRVENO  
NAJMANJI KRUG.



U KVADRATIĆU ISPOD NACRTAJ ONOLIKO TROKUTA NA KOLIKO JE DIJELOVA  
PODIJELJEN NAJVEĆI KRUG.



LJUDI NA SLICI SU IZGUBILI SVOJU OBUĆU. SPOJI IH LINIJOM S OBUĆOM KOJA IM PRIRADA. ISPOD NACRTAJ JOŠ NEŠTO ŠTO DOLAZU U PARU.



NACRTAJ DO KRAJA REDA OGRADU, A ZATIM TRAČNICE.





RAZMISLI OD ČEGA ŠTO NASTAJE I SPOJI LINIJOM.  
NEŠTO JE VIŠAK, PA NA DESNOJ STRANI NACRTAJ ŠTO OD TOGA NASTAJE.



LIKOVE DO KRAJA POPUNI LINIJAMA KAKO JE ZAPOČETO, ZATIM TROKUT  
OBOJI PLAVO, A KRUG ŽUTO.

